






CC-20 SERIES COMPARISON

CC-26



CC-28



	ENGINE CARBON CLEANING	✓	✓
	DPF CLEANING	✓	✓
	APPLICATION		
	INPUT POWER	220 V AC 16A 1PH	220 V AC (32-50A) 1PH/3PH
	POWER GENERATION	4 KW/H	6.6 KW/H
	WEIGHT	115 KG	175 KG
	DISPLACEMENT	Variable Gas Flow	Variable Gas Flow
	ENGINE RANGE SELECTION	1.0 - 1.9 2.0 - 2.9 3.0 - 3.9 4.0 +	Same as CC-26 plus 4.0 - 8.0 8.0 - 12.0 12.0 - 16.0 16.0 +
	TANK SIZE	24L	48L
	ELECTROLYTE SUPPLIED WITH UNIT	4 KGS	8 KGS
	RATIO OF ELECTROLYTE TO WATER TO BE USED*	1:10 - 2:10 Electrolyte Soln	1:10 - 2:10 Electrolyte Soln
	CELLS	9 x 9 RAID Technology (Generators)	18 x 18 RAID Technology (Generators)
	CELL TYPE	Wet cell	Wet cell
	FLEXISCOPE	✓	✓
	TOUCHSCREEN	✓	✓
	CARBON CLOUD CONNECT	✓	✓

*Not essential but recommended.

Carbon Clean Ltd.
181 Forest Rd
Hainault
Essex, IG6 3HZ, UK



+44 (0)203 507 0175

Info@carbon-clean.co.uk

www.carbon-clean.co.uk

